



# **USER MANUAL**

## **SW-170**

### **SMART WATCH**

**Note:** Please upgrade the software to the latest version on the APP before use. Please charge the smart watch before use.

## Download App

Scan the following QR code, download and install the App.




Scan QR Code and Download

## Pairing

Open the App and set up your profile.  
Go to the [Device], Click [Add a Device].  
Choose your device on the scanning list.  
Finish

Long press the [time page] on your device, and go to the detail page. The MAC address on the detail page can help you identify your device on the scanning list.


## Smart watch features



### Sports track

The smart watch automatically measures steps taken, calories burned and distance traveled. The measured data is synchronized to the App.

Note: The sport data stored on the watch is cleared at midnight every day.



### Sleep monitor


By wearing the smart watch during sleep, it will measure your sleep time and quality. The measured data is synchronized to the App.

Note: The sleep data stored on the watch is cleared at 8:00 pm the next day.



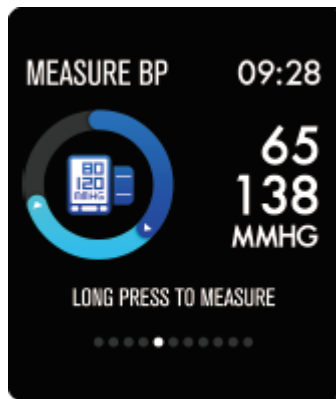
### Heart rate monitor

Long press the heart rate page to start measuring your heart rate. The page can display heart rate data of the latest 7 measurements.



### Multi-sport training

Long press the training page to start a new training measure recording. 8 sport modes are available. The last training data is displayed on the training page.



### Blood pressure monitor

Long press the blood pressure page to start measuring your blood pressure. The page can display blood pressure data of the latest 7 measurements.



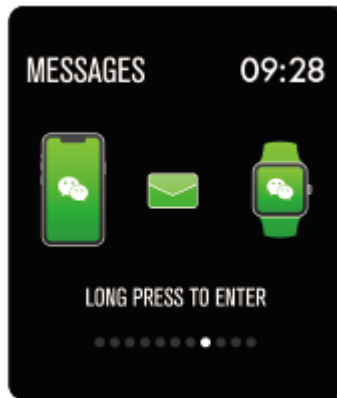
### SpO2/blood oxygen monitor

Long press the SpO2 page to start measuring your SpO2/blood oxygen. The page can display the measured data of the latest 7 measurements.



### Weather forecast

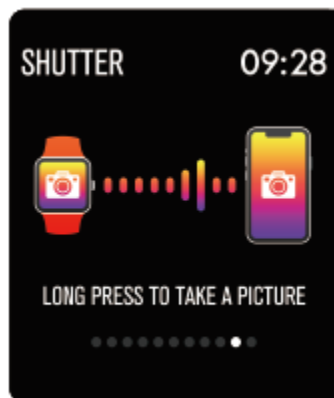
The weather page displays the weather information of the current and next day. The latest weather information from the App can be synchronized to the watch if the watch is connected to the App.



### **Message reminder**

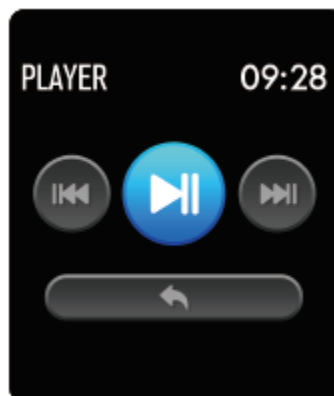
The watch can synchronize incoming notifications from Twitter, Facebook, Whatsapp, Instagram etc. Latest 3 messages can be stored on the watch.

Note: You can switch on or off the incoming notification in the App.




### **Remote shutter**

After the watch is connected to the App, the watch can remotely control the camera from your mobile phone.




### **Music play controller**

After the watch is connected to the App, the watch can remotely control the music player from your mobile phone.




### Other features

Other features include stopwatch, screen brightness adjustment, mute mode, factory resetting, and power off.



### Stop watch

Long press the stopwatch page to start timing, and long press again to stop timing.



### Alarm

If you set and activate alarm on the App, and the watch is connected to the App, the watch vibrates when the alarm time is up.



### **Sedentary reminder**

The watch vibrates to remind you to walk after 1 hour sitting.

Note: You can switch on or off the feature in the APP.

## **More information about the smart watch**

### **Using in wet conditions**

The smart watch is water-resistant, which means it is rain-proof and splash-proof and can stand up to even the sweatiest workout.

Note: Do not swim with the smart watch. It is not recommended to shower with the smart watch, though it does not hurt the watch. Remove the watch periodically to allow your skin to dry and breathe. Whenever you get your bracelet wet, dry it thoroughly before putting it back on.

### **Using the touch key**

Single tap the touching area on the main screen to wake up the watch, or switch to other function pages.

Long press the touching area to enter sub options of the function page if available.

### **Using quick view**

When the watch screen is turned off, just turn your wrist towards you and the screen turns on for you to check the time and message from your phone. The watch screen automatically turns off after being idle for a few seconds.