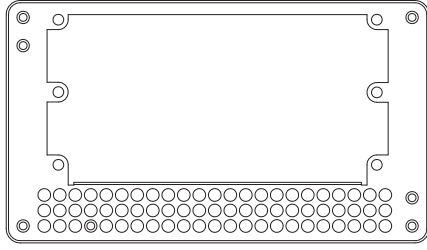




SILVERSTONE[®]
Designing Inspiration



PSU Accessories PP08

SFX to ATX power supply adapter bracket

Specification

Model	SST-PP08B
Color	Black
Material	0.8mm SECC
Application	ATX power supply adapter
Capacity	SFX, SFX-L
Dimensio	150mm (L) x 10mm (H) x 86mm (W)

SilverStone Technology Co., Ltd.

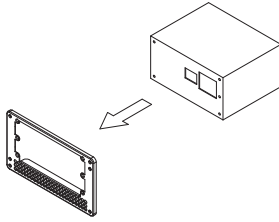
www.silverstonetek.com

support@silverstonetek.com

NO: G11225660

Instruction

01



ENGLISH

Install SFX power supply onto PP08 with included screws (make sure to use countersunk flat head screws, regular screws may interfere with case installation).

DEUTSCH

Installieren Sie das SFX-Netzteil mit mitgelieferten Schrauben am PP08 (achten Sie darauf, Senkkopfschrauben zu verwenden; rechteckige Schrauben können Probleme bei der Gehäuseinstallation verursachen).

FRANÇAIS

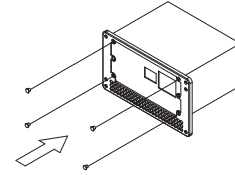
Installez le bloc d'alimentation SFX sur le PP08 avec les vis incluses (assurez-vous d'utiliser des vis à tête plate fraisée, car des vis standard peuvent gêner l'installation du boîtier).

ESPAÑOL

Instala la fuente de alimentación SFX en el PP08 con los tornillos incluidos (asegúrese de usar tornillos de cabeza plana avellanados, los tornillos normales podrían interferir en la instalación de la carcasa).

ITALIANO

Installare l'alimentatore SFX su PP08 con le viti in dotazione (assicurarsi di utilizzare viti a testa conica, in quanto le viti normali potrebbero interferire con l'installazione del case).



РУССКИЙ

Для установки блока питания SFX с помощью адаптера PP08 используйте прилагаемые винты (обязательно используйте винты с потайной головкой, обычные винты могут стать причиной неправильной установки).

日本語

SFX電源を付属のネジでPP08に装着します(必ず平皿ネジを使用してください。通常のネジでは装着に干渉が生じる可能性があります)。

한국어

함께 제공된 나사를 이용해서 SFX 전원 공급장치를 PP08 위에 설치합니다. (납작 머리 접지 나사를 사용해야 합니다. 일반 나사는 케이스 설치에 지장을 줄 수 있습니다.)

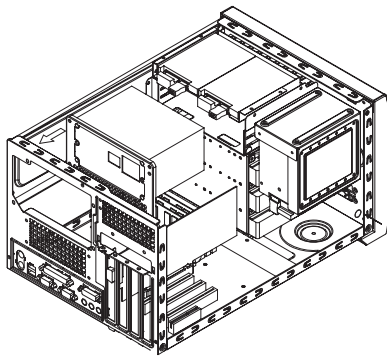
繁體中文

將SFX電源裝上轉換架並以內附螺絲鎖固(請務必使用內附的沉頭螺絲鎖固, 外凸的螺絲頭可能造成與機殼干涉無法安裝)

簡體中文

將SFX電源裝上轉換架並以內附螺絲鎖固(請務必使用內附的沉頭螺絲鎖固, 外凸的螺絲頭可能造成與機殼干涉無法安裝)

02



ENGLISH

Install assembled PP08 into the case and secure with screws..

DEUTSCH

Installieren Sie den montierten PP08 im Gehäuse und befestigen Sie ihn mit Schrauben.

FRANÇAIS

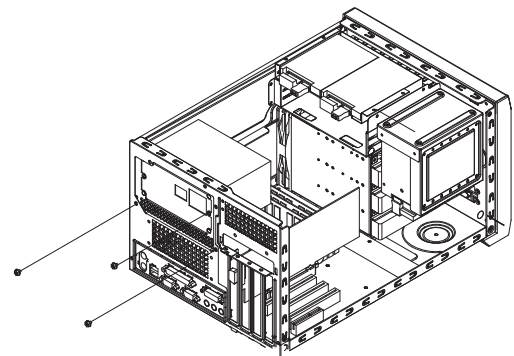
Installez le PP08 assemblé dans le boîtier et fixez-le avec les vis.

ESPAÑOL

Instale el PP08 ensamblado en la carcasa y fíjelo con tornillos.

ITALIANO

Installare PP08 montato nel case e fissare con viti.



РУССКИЙ

Установите собранный адаптер PP08 и закрепите его с помощью винтов.

日本語

組み込んだPP08をケースに取り付けネジで固定します。

한국어

조립한 PP08을 케이스에 끼운 다음 나사로 고정합니다.

繁體中文

將轉換架與電源一起安裝至機殼並鎖固

簡體中文

將轉換架與電源一起安裝至機箱并鎖固



ENGLISH

* Power supplies with power cord connector positioned similar to ST45SF-G and SX600-G need to be installed in only one orientation to avoid interference.

DEUTSCH

* Netzteile, bei denen der Netzkabelanschluss ähnlich wie beim ST45SF-G oder SX600-G positioniert ist, dürfen zur Vermeidung von Beeinträchtigungen nur in einer Ausrichtung installiert werden.

FRANÇAIS

* Les blocs d'alimentation avec connecteur de cordon d'alimentation positionné de manière similaire au ST45SF-G et au SX600-G ne doivent être installés que dans un seul sens pour éviter les interférences.

ESPAÑOL

* Las fuentes de alimentación con cables de potencia situados de forma similar a la ST45SF-G y la SX600-G deben ser instaladas en una única orientación para evitar interferencias.

ITALIANO

* Gli alimentatori dotati di connettore per cavo di alimentazione posizionati come su ST45SF-G e SX600-G devono essere installati con un solo orientamento per evitare interferenze.

РУССКИЙ

* Блоки питания с разъемом шнура, расположенным как у ST45SF-G или SX600-G, должны устанавливаться только в одной ориентации чтобы избежать

日本語

* ST45SF-GおよびSX600-Gに類似した位置の電源コネクタを有する電源では、干渉を防ぐため装着する方向は1つのみとなります。

한국어


* ST45SF-G나 SX600-G와 유사한 위치에 전원 코드 커넥터가 있는 전원 공급장치의 경우 방해되지 않도록 한 방향으로만 설치해야 합니다.

繁體中文

*用於類似ST45SF-G與SX600G之電源時，電源插座突起處會干涉機殼，僅能單向安裝

簡體中文

*用于类似ST45SF-G与SX600G之电源时，电源插座突起处会干涉机箱，仅能单向安装



ENGLISH

* When installing in SilverStone SG01/SG02/SG11/SG12 cases, one of the screw mounts cannot be used.

DEUTSCH

* Bei Installation in den SilverStone-Gehäusen SG01/SG02/SG11/SG12 kann eine der Schraubenhalterungen nicht genutzt werden.

FRANÇAIS

* En cas d'installation dans les boîtiers SilverStone SG01/SG02/SG11/SG12, l'un des montages par vis ne peut pas être utilisé.

ESPAÑOL

* Cuando se instale en las carcasas de SilverStone SG01/SG02/SG11/SG12, uno de los tornillos no podrá ser usado.

ITALIANO

* Se installato in case SG01/SG02/SG11/SG12 SilverStone, non è possibile utilizzare uno dei supporti a vite.

РУССКИЙ

* При установке в корпус SilverStone SG01/SG02/SG11/SG12 один винт останется неиспользованным.

日本語

* SilverStone SG01/SG02/SG11/SG12ケースに装着する場合、取り付け用ネジは1箇所使用できません。

한국어

* SilverStone SG01/SG02/SG11/SG12 케이스에 설치할 때 나사 마운트 중 하나는 사용할 수 없습니다.

繁體中文

*安裝於SG01/SG02/SG11/SG12時，會有一處螺絲孔無法鎖固

簡體中文

*安裝于SG01/SG02/SG11/SG12时，会有一处螺丝孔无法锁固

Warranty Information

This product has a limited 1 year warranty in North America and Australia.

For information on warranty periods in other regions, please contact your reseller or SilverStone authorized distributor.

Warranty terms & conditions

- Product component defects or damages resulted from defective production is covered under warranty. Defects or damages with the following conditions will be fixed or replaced under SilverStone Technology's jurisdiction.
 - Usage in accordance with instructions provided in this manual, with no misuse, overuse, or other inappropriate actions.
 - Damage not caused by natural disaster (thunder, fire, earthquake, flood, salt, wind, insect, animals, etc...)
 - Product is not disassembled, modified, or fixed. Components not disassembled or replaced.
 - Warranty mark/stickers are not removed or broken.
 Loss or damages resulted from conditions other than ones listed above are not covered under warranty.
- Under warranty, SilverStone Technology's maximum liability is limited to the current market value for the product (depreciated value, excluding shipping, handling, and other fees). SilverStone Technology is not responsible for other damages or loss associated with the use of product.
- Under warranty, SilverStone Technology is obligated to repair or replace its defective products. Under no circumstances will SilverStone Technology be liable for damages in connection with the sale, purchase, or use including but not limited to loss of data, loss of business, loss of profits, loss of use of the product or incidental or consequential damage whether or not foreseeable and whether or not based on breach of warranty, contract or negligence, even if SilverStone Technology has been advised of the possibility of such damages.
- Warranty covers only the original purchaser through authorized SilverStone distributors and resellers and is not transferable to a second hand purchaser.
- You must provide sales receipt or invoice with clear indication of purchase date to determine warranty eligibility.
- If a problem develops during the warranty period, please contact your retailer/reseller/SilverStone authorized distributors or SilverStone <http://www.silverstonetek.com>. Please note that: (i) You must provide proof of original purchase of the product by a dated itemized receipt; (ii) You shall bear the cost of shipping (or otherwise transporting) the product to SilverStone authorized distributors. SilverStone authorized distributors will bear the cost of shipping (or otherwise transporting) the product back to you after completing the warranty service; (iii) Before you send the product, you must be issued a Return Merchandise Authorization ("RMA") number from SilverStone. Updated warranty information will be posted on SilverStone's official website. Please visit <http://www.silverstonetek.com> for the latest updates.

Additional info & contacts

For North America (usasupport@silverstonetek.com)
SilverStone Technology in North America may repair or replace defective product with refurbished product that is not new but has been functionally tested. Replacement product will be warranted for remainder of the warranty period or thirty days, whichever is longer. All products should be sent back to the place of purchase if it is within 30 days of purchase, after 30 days, customers need to initiate RMA procedure with SilverStone Technology in USA by first downloading the "USA RMA form for end-users" form from the below link and follow its instructions.
<http://silverstonetek.com/contactus.php>

For Australia only (support@silverstonetek.com)
Our goods come with guarantees that cannot be excluded under the Australian Consumer Law. You are entitled to a replacement or refund for a major failure and for compensation for any other reasonably foreseeable loss or damage. You are also entitled to have the goods repaired or replaced if the goods fail to be of acceptable quality and the failure does not amount to a major failure. Please refer to above "Warranty terms & conditions" for further warranty details.

SilverStone Technology Co., Ltd. 12F No. 168 Jankang Rd., Zhonghe Dist., New Taipei City 235 Taiwan R.O.C. + 886-2-8228-1238 (standard international call charges apply)

For Europe (support.eu@silverstonetek.de)
For all other regions (support@silverstonetek.com)