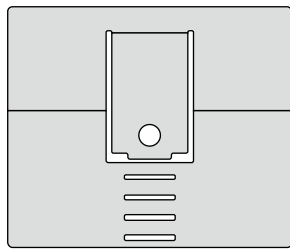


R-Go Riser Attachable Laptop stand



Instruction manual

What's in the box?



1x

3M Dual Lock sticker 4x

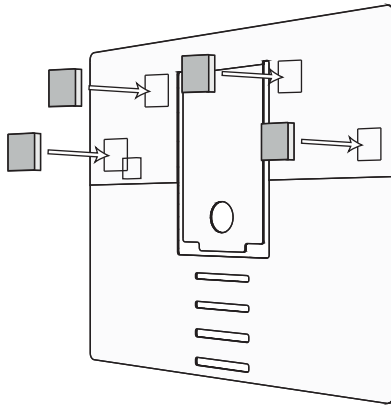
Foam sticker 4x

Foam sticker 1x

Rubber antislip cap 4x

Foam sticker 1x

Step 1



Caution: don't place the stickers in front of the laptop fan!

Parts needed:

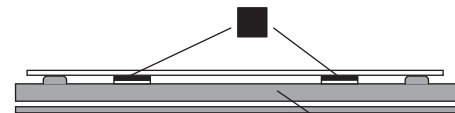


4x

Optional:

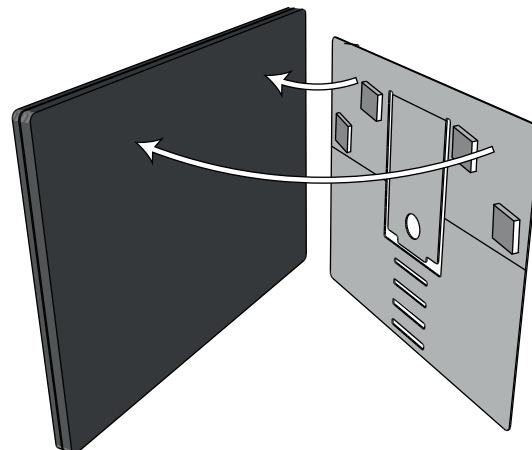
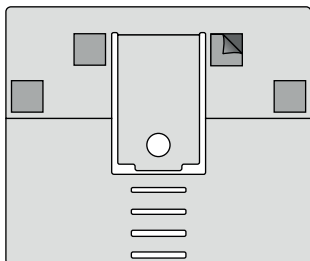


4x



Bottom side laptop

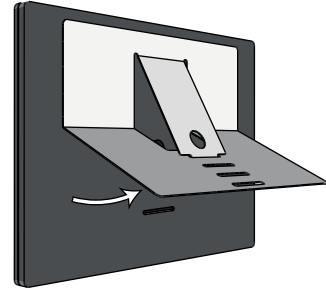
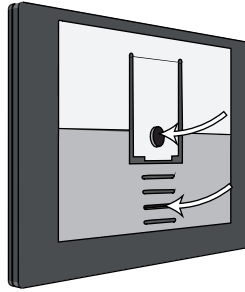

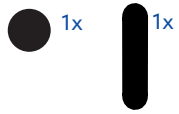
Step 2



Step 3



Parts needed:



Step 4

Parts needed:

