

<http://www.icybox.de>

ICY BOX®

IB-2226 Series

Manual IB-2226

2bay 2.5" SATA internal enclosure

Handbuch IB-2226

2fach 2,5" SATA Wechselrahmen

Manuel IB-2226

Boîtier de stockage interne pour 2 disques durs 2.5"

Manual IB-2226

Carcasa HDD interna de 2 compartimientos de 2,5"

Manuale IB-2226

2baie 2,5" Interno HDD Cassa

Instrukcja IB-2226

Zgniazdy 2,5" wewnętrzny HDD Załącznik

Εγχειρίδιο IB-2226

Θηκη σκληρών δίσκων HDD 2,5" δύο θέσεων

Руководство IB-2226

два 2,5" SATA сменных корпуса



ICY BOX®

© Copyright 2009 by RaidSonic Technology GmbH. All Rights Reserved

The information contained in this manual is believed to be accurate and reliable. RaidSonic Technology GmbH assumes no responsibility for any errors contained in this manual. RaidSonic Technology GmbH reserves the right to make changes in the specifications and/or design of the above mentioned product without prior notice. The diagrams contained in this manual may also not fully represent the product that you are using and are there for illustration purposes only. RaidSonic Technology GmbH assumes no responsibility for any differences between the product mentioned in this manual and the product you may have.

6. Светодиодный индикатор



Деиствие	светодиодный индикатор
подача эл. энергии	горит синий
Доступ к HDD	мигает лиловый

7. Установка


▼ **Внимание!**

- Пожалуйста, соедините кабель с подсветкой, находящийся в упаковке. Иначе он не будет функционировать!
- При необходимости оденьте так называемый "HDD-Pin-Protector" как показано на рисунке 7.1 чтобы избежать механического повреждения пинов.

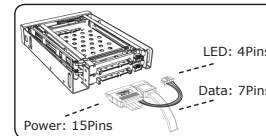
7.1



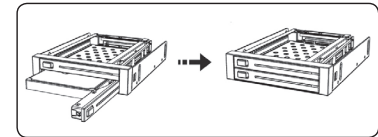
7.2



7.3

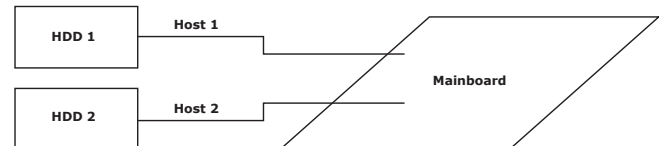


7.4



8. Функция

Каждый жесткий диск соединяется с материнской платой "1 к 1". Оба диска остаются независимы друг от друга и от ПК, смотри рисунок снизу.





1. Модель – HDD – Интерфейс – Цвет

Модель	HDD	Интерфейс	Цвет
IB-2226StS	2x 2,5" SATA	2x SATA	черный

2. Содержание упаковки

1x IB-2226StS, 2x SATA Кабель, 2x LED Кабель, 4x шурупы, 1x руководство

3. Основные свойства

- Два по 2.5" SATA HDD или SSD-сборка без инструментов
- EasySwap® функция – HDD или SSD-корпус без инструментов
- Ёмкость жесткого диска не ограничена
- Скорость передачи данных до 3 Гбит/с
- Устройство закрывается
- Plug & play и hot swap функции
- Поддерживает все операционные системы

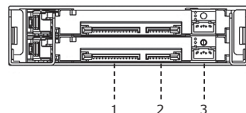
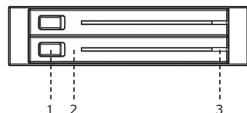
4. Технические данные

Хост интерфейс: 2 x 15 пин SATA питание порт
2 x 7 пин SATA данные порт

Material: металл + пластик
Размеры: 102 x 135 x 24 мм
Вес: 283гр
ВысотаHDD : макс. 9,5 мм

5. Передняя и назад панель

- | | |
|----------------------------|-----------------------------------|
| 1. Кнопка | 1. SATA Разъем питания (15пин) |
| 2. HDD фронтальная панель | 2. SATA порт данных (7пин) |
| 3. Индикатор подсветки HDD | 3. Подсветка порта доступа (4пин) |



Manual IB-2226
2bay 2,5" SATA internal enclosure **4-5**



Handbuch IB-2226
2fach 2,5" SATA Wechselrahmen..... **6-7**



Manuel IB-2226
Boitier de stockage interne pour 2 disques durs 2.5" **8-9**



Manual IB-2226
Carcasa HDD interna de 2 compartimentos de 2,5" **10-11**



Manuale IB-2226
2baie 2,5" Interno HDD Cassa..... **12-13**



Instrukcja IB-2226
Zgniazdy 2,5" wewnętrzny HDD Złączeniowy..... **14-15**



Εγχειρίδιο IB-2226
Θήκη σκληρών δίσκων HDD 2,5" δύο θέσεων **16-17**



Руководство IB-2226
два 2,5" SATA сменных корпуса..... **18-19**



1. Model – HDD – Host Interface – Colour

Model	HDD	Host Interface	Colour
IB-2226StS	2x 2.5" SATA	2x SATA	black

2. Package Content

1x IB-2226StS, 2x SATA Cable, 2x LED cable, 4x screw, 1x Manual

3. Key Features

- 2x 2.5" SATA HDD (max 9.5mm high) or SSD in 1x 3.5" bay
- Easy Swap® – tool less HDD or SSD installation and exchange
- Hard disk capacity not limited
- SATA host interface 3.0 Gbit/s
- LED for power and HDD access
- Plug & Play and Hot Swap
- Support all OS systems

4. Technical Data

Interface: 2x 15pin SATA power connector
2x 7pin SATA data connector

Material: SECC/Plastic

Dimension: 102 x 135 x 24mm

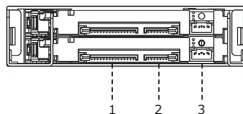
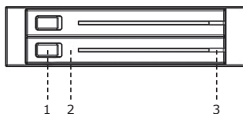
Weight: 283g

HDD height: max 9.5mm

5. Front Panel and Rear Panel

1. Button
2. HDD front panel
3. HDD LED indicator

1. SATA power connector (15P)
2. SATA data connector (7P)
3. Access LED connector (4P)



6. Ενδειξη LED


Λειτουργία	Ενδειξη LED
Τροφοδοσία	LED ανάβει μπλέ
Χρήση HDD	LED αναβοσβήνει μώβ

7. Τοποθέτηση HDD και εγκατάσταση σε PC

▼ Προσοχή!

- Συνδέστε το καλώδιο του LED που υπάρχει στην συσκευασία για να έχετε σωστή ένδειξη!
- Όταν απαιτείται, μπορείτε να κάνετε χρήση του HDD-Pin-Protector (προστατευτικό ακίδων σκληρού δίσκου) όπως φαίνεται στο σχήμα 7.1 προς αποφυγή στρέβλωσης των ακίδων.

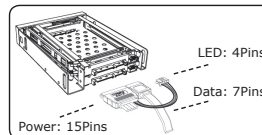
7.1



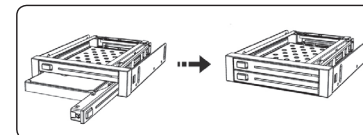
7.2



7.3

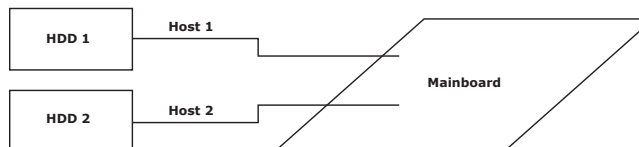


7.4



8. Λειτουργία

Κάθε HDD συνδέεται ανεξάρτητα στην μητρική ("1 προς 1"). Οι δύο σκληροί παραμένουν ανεξάρτητοι μεταξύ τους και ο υπολογιστής αναγνωρίζει 2 μονάδες δίσκων.



1. Μοντέλο – Μονάδα σκληρού δίσκου (HDD) – Διασύνδεση – Χρώμα

Μοντέλο	HDD	Διασύνδεση	Χρώμα
IB-2226StS	2x 2,5" SATA	2x SATA	μαύρο

2. Περιεχόμενα

1x IB-2226StS, 2x SATA καλώδια, 2x LED καλώδια, 4x βίδες, 1x Εγχειρίδιο

3. Χαρακτηριστικά

- 2x 2.5" SATA HDD (max 9,5mm ύψος) ή SSD σε 1x 3.5" θέση
- EasySwap® – εγκατάσταση και εναλλαγή HDD ή SSD χωρίς εργαλεία
- Χωρίς όριο χωρητικότητας δίσκου
- SATA επικοινωνία 3.0 Gbit/s
- Ενδεικτικό LED για τροφοδοσία και χρήση HDD
- Plug & play και hot swap
- Υποστήριξη όλων των λειτουργικών (OS)

4. Τεχνικά Χαρακτηριστικά

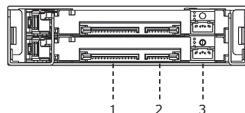
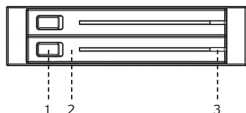
Interface: 2 x 15pin SATA σύνδεση ρεύματος
2 x 7pin SATA στοιχεία σύνδεσης

Υλικό: SECC/Πλαστικό
Διαστάσεις: 102 x 135 x 24 mm
Βάρος: 283g
Ύψος HDD : μέγιστο 9.5mm

5. Εμπρός όψη

1. Μπουτόν
2. κάλυμμα HDD
3. ενδεικτικό LED

1. SATA σύνδεση ρεύματος (15P)
2. SATA σύνδεση data (7P)
3. Σύνδεση LED (4P)



6. LED Indication


Action	LED Indication
Power on	LED shines blue
HDD access	LED blinks purple

7. Assembly of HDD and into PC

▼ Attention!

- Please connect the LED cable, which is delivered in the package. Otherwise the LED has no function!
- When necessary please put on the "HDD-Pin-Protector" as showed in 7.1 to avoid mechanical damage of the Pins.

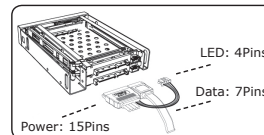
7.1



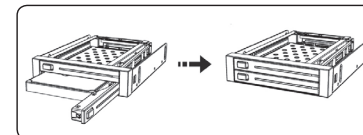
7.2



7.3

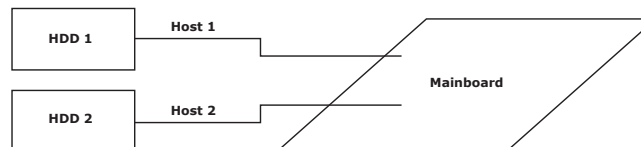


7.4



8. Function

Each HDD is only ("1 to 1") passed through to Mainboard. The two HDD remain independent from each other and the computer sees 2 independent drives.



1. Modell – HDD – Schnittstelle – Farbe

Modell	HDD	Schnittstelle	Farbe
IB-2226StS	2x 2,5" SATA	2x SATA	schwarz

2. Verpackungsinhalt

1x IB-2226StS, 2x SATA Kabel, 2x LED Kabel, 4x Schrauben 1x Handbuch

3. Hauptmerkmale

- 2x 2,5" SATA HDD oder SSD in 1x 3,5" Schacht
- Easy Swap® – HDD oder SSD-Einbau ohne Werkzeug
- Festplattenkapazität ohne Einschränkung
- Datenübertragung bis 3 Gbit/s
- LED für Strom und HDD Zugriff
- Plug & Play und Hot Swap
- Unterstützt alle Betriebssysteme

4. Technische Daten

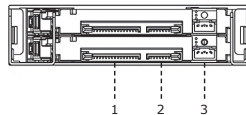
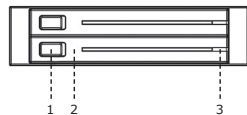
Host Interface: 2 x 15pin SATA Strom Connector
2 x 7pin SATA Daten Connector

Material: Metall + Kunststoff
Dimension: 102 x 135 x 24 mm
Gewicht: 283 g
HDD Höhe: max. 9,5 mm

5. Frontblende und Rückseite

1. Knopf zum Öffnen
2. HDD Frontblende
3. HDD LED Indikator

1. SATA Strom Connector (15P)
2. SATA Daten Connector (7P)
3. Zugriff LED Connector (4P)



6. LED Wskaźnik


Działanie	LED Wskaźnik
Włączone	LED świeci na niebiesko
Dostęp HDD	LED mruga na fioletowo

7. Układanie HDD I do PC

Uwaga!

- Proszę podłączyć kabel do LED z opakowania, inaczej LED zostaje bez funkcji!
- Przy potrzebie proszę użyć "Ochrony dla Pinów HDD" jak pokazane na 7.1 to aby te się nie nyszczyły.

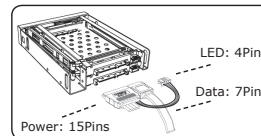
7.1



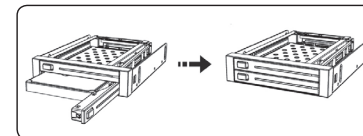
7.2



7.3

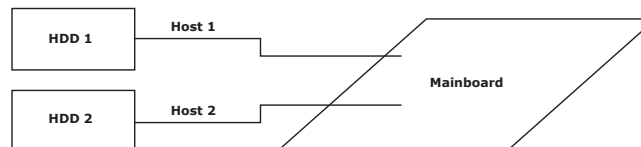


7.4



8. Funkcja

Każdy dysk zostaje przyłączony ("1 na 1") na płytę główną. 2 HDD pozostaje niezależne od siebie i komputer zawiera 2 niezależne napędy.



1. Model – HDD – interfejs – kolor

Model	HDD	interfejs	kolor
IB-2226StS	2x 2,5" SATA	2x SATA	czarny

2. Części Paczki

1x IB-2226StS, 2x Kabel SATA, 2x LED Kabel, 4x Śruba, 1x Podręcznik

3. Główne funkcje

- 2x 2.5" SATA HDD (maks 9,5mm wysokości) lub SSD w 1x 3.5" gniazdzie
- EasySwap® - instalacje i wymiana HDD lub SSD ez narzędzia
- Nieograniczona wsparcie dla dysków HDD
- SATA interfejs 3.0 Gbit/s
- LED dla zasilania I dostęp HDD
- Wsparcie dla Plug&Play i HotSwap
- Wsparcie dla wszystkich systemów OS

4. Dane Techniczne

Interfejs: 2x 15 pin SATA połączenie
2x 7 pin SATA połączenie

Materiał: SECC/Plastyczne

Rozmiar: 102 x 135 x 24 mm

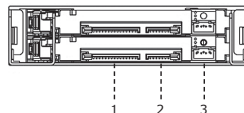
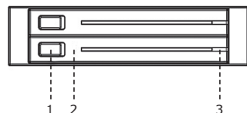
Waga: 283g

HDD wysokość: maks 9,5mm

5. Poprzeczny Panel i Zamek Tacy

1. Guzik do otwierania
2. Panneau HDD
3. Indykator HDD LED

1. Połączenie zasilające SATA (15P)
2. Połączenie SATA (7P)
3. Połączenie LED Wskaźnik (4P)



6. LED Anzeige


Aktion	LED Anzeige
Stromzufuhr	leuchtet blau
HDD Zugriff	blinkt lila

7. Installation

▼ Achtung!

- Bitte schließen Sie das in der Verpackung befindliche LED Kabel an, sonst hat die LED keine Funktion!
- Bei Bedarf stecken Sie bitte den "HDD-Pin-Protector" an, um mechanische Schäden der Stecker zu vermeiden (Abb. 7.1).

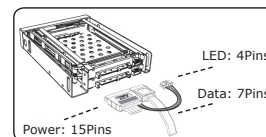
7.1



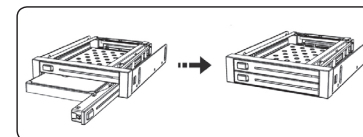
7.2



7.3

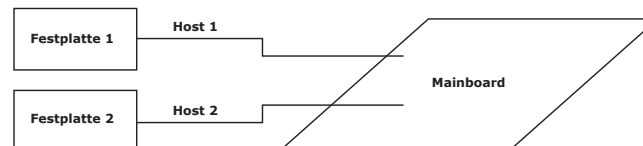


7.4



8. Funktion

Jede Festplatte wird nur ("1 zu 1") zum Mainboard durchgeleitet. Die 2 Festplatten bleiben unabhängig voneinander und der PC sieht 2 unabhängige Laufwerke.



1. Modèle – Disque dur – Interface – Couleur

Modèle	Disque dur	Interface	Couleur
IB-2226StS	2x 2,5" SATA	2x SATA	Noir

2. Contenu

1x IB-2226StS, 2x SATA câble, 2x LED câble, 4x Vis, 1x Manuel

3. Caractéristiques

- Disque dur SATA 2x 2.5" (hauteur 9,5mm max) ou SSD dans une baie 3.5"
- EasySwap® – Changement rapide d'un disque dur ou d'un SSD
- Sans limite de capacité pour les disques durs
- SATA II = 3Gbit/s
- LED pour la mise sous tension et l'accès au disque dur
- Plug & Play et Hot Swap
- Compatible avec tous les systèmes d'exploitation

4. Données techniques

Interface : 2x Connecteur SATA 15 broches
2 x Connecteur SATA 7 broches

Matériel : SECC/Plastique

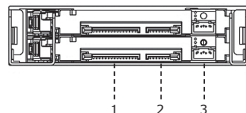
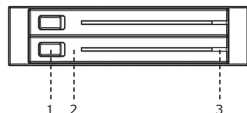
Dimension : 102 x 135 x 24 mm

Poids : 283 g

Hauteur du disque dur : 9,5mm max

5. Façade Avant et panneau arrière

- | | |
|---------------------|---|
| 1. Buton | 1. SATA connecteur d'alimentation (15P) |
| 2. HDD Façade Avant | 2. SATA data connecteur (7P) |
| 3. HDD LED | 3. LED Accès connecteur (4P) |



6. LED-Indicazione


Azione	Stato e colore del LED
Power on	LED luce blu
HDD accesso	LED lampeggia viola

7. Installazione degli HDD nel PC

⚠ Attenzione!

- Per ottenere indicazioni visive dai LED e' necessario collegare I cavi in dotazione.
- Se necessario inserite la protezione dei PIN dell'HDD cosi' come indicato in Fig. 7.1 per evitare danneggiamenti agli stessi.

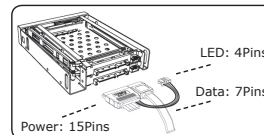
7.1



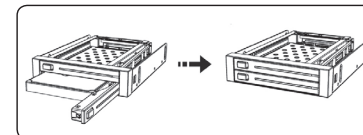
7.2



7.3

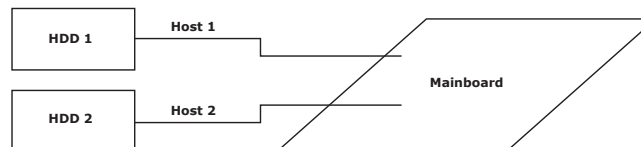


7.4



8. Funzione

Ogni HDD rimane indipendente, il computer vede 2 HDD.



1. Modello – HDD – Interfaccia – Colore

Modello	HDD	Interfaccia	Colore
IB-2226StS	2x 2,5" SATA	2x SATA	nero

2. Contenuti dell'imballo

1x IB-2226StS, 2x SATA cable, 2x LED Cable, 4x Vite, 1x Manuale

3. Caratteristiche principale

- 2x 2.5" SATA HDD (max 9,5mm altezza) or SSD in 1x 3.5" baia
- EasySwap® – senza utensili HDD or SSD installazione e scambio
- Hard disk capacita' non limitato
- SATA host interfaccia 3.0 Gbit/s
- LED per poterer e HDD accesso
- Plug & play e hot swap
- Supporto tutti OS sistema

4. Dati Tecnici

Interfaccia: 2 x 15pin connettori alimentazione SATA
2x 7pin connettori dati SATA

Materiale: SECC/Plastica

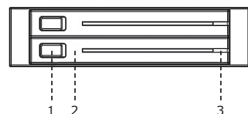
Dimensione: 102 x 135 x 24mm

Peso: 283g

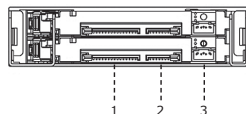
HDD altezza: massimo 9,5mm

5. Pannello frontale e posteriore

1. Pulsante
2. Pannello frontale HDD
3. Indicatore LED dell' HDD



1. Connettore alimentazione SATA (15P)
2. Connettore dati SATA (7P)
3. Connettore LED indicatore flusso



6. Indication des LED


Action	Couleur de la LED
Mise sous tension	bleu
Accès au disque dur	violet

7. Vue d'ensemble, disque dur assemblé

▼ Attention!

- Veuillez connecter le câble pour les LED se trouvant dans l'emballage afin de faire fonctionner celles-ci.
- Lorsque cela est nécessaire, veuillez mettre en place la protection des broches de votre disque dur, comme montré au point 7.1 afin d'éviter tout dommage.

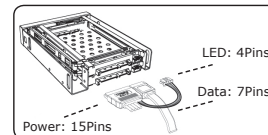
7.1



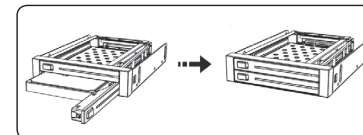
7.2



7.3

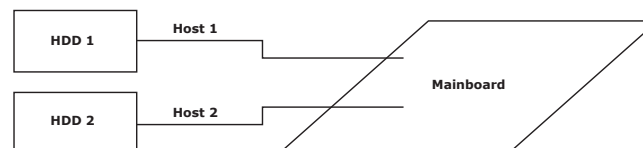


7.4



8. Fonction

Chaque disque dur possède sa propre connexion vers la carte mère (1 to 1). Ainsi les deux disques durs restent indépendants l'un de l'autre et votre PC les détectera comme 2 unités distinctes.



1. Modelo – Disco duro – Interfaz – Color

Modelo	Disco duro	Interfaz	Color
IB-2226StS	2x 2,5" SATA	2x SATA	Negro

2. Contenido del embalaje

1x IB-2226StS, 2x SATA cable, 2x LED cable, 4x vis, 1x Manual

3. Características principales

- 2x 2.5" SATA HDD (máximo 9,5mm de altura) o SSD en 1x 3.5" carcasa
- EasySwap®- Fácil instalación e intercambio de HDD o SSD sin herramientas
- Capacidad de disco duro sin limite
- Velocidad de transferencia: eSATA 2.0, hasta 3 Gbit/s
- LED para función y acceso de HDD
- Soporta Plug&Play y HotSwap
- Soporta todos sistemas operativos

4. Datos Técnicos

Interfaz: 2 x 15pin SATA conector de alimentación
2 x 7pin SATA conector de datos

Material: SECC/Plástico

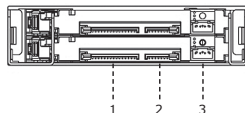
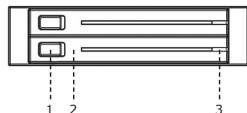
Dimensiones: 102 x 135 x 24 mm

Peso: 283g

Altura de HDD: máximo 9,5mm

5. Panel delantero y panel trasero

- | | |
|------------------------|--|
| 1. Botón | 1. SATA conector de alimentación (15P) |
| 2. HDD Panel delantero | 2. SATA conector de datos (7P) |
| 3. HDD LED indicador | 3. Acceso LED conector (4P) |



6. Función de los LED


Acción	Indicación de LED
Encender	LED brilla azul
Acceso al HDD	LED parpadea púrpura

7. Instalación de HDD y conexión al PC

Atención!

- Use el cable LED del embalaje. De otra manera la LED no funciona!
- Si es necesario use el protector para los Pins del HDD como mostrado en 7.1 para evitar daños al conector.

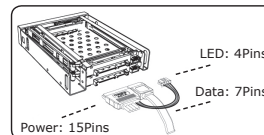
7.1



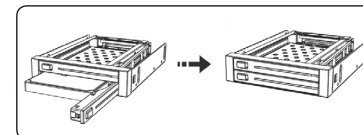
7.2



7.3



7.4



8. Función

Cada disco duro es transferido al Mainboard. Los 2 discos duros permanecen independientes y el ordenador muestra 2 discos independientes.

