


DIGITUS[®] Category 6 Class E, U/UTP Twisted Pair Patch Cable



✓ PVC

✓ Boots with kink protection

✓ Red plug for CAT 6

✓ Various lengths and colors

Abstract

DIGITUS[®] CAT 6 Class E, U/UTP Twisted Pair Patch Cable, PVC, AWG 26/7, various lengths and colors

Features

- 2x RJ45 connectors
- Boots with kink protection, strain relief and latch protection
- Length marking on sleeve
- Shielding: U/UTP (unshielded)
- Structure: 4x 2 AWG 26/7, twisted pair
- Sheath: PVC

Product Overview

The new DIGITUS[®] Category 6 Class E patch cables are manufactured and tested to the ISO/IEC 11801 and DIN EN 50173 Category 6 specifications. DIGITUS[®] patch cables will guarantee the installed cabling system is compliant with the ISO & EN channel specification requirements and will provide optimum performance levels of DIGITUS[®] Category 6 cabling.

The patch cables have a new reworked plug with bend and latch protection, which prevents the snagging of the cable and also protects the latching lever against breaking. You can easily identify the Category 6, because of the new red colored connector.

Performance Overview

DIGITUS[®] Category 6 Class E patch cables are manufactured acc. to ISO/IEC and DIN standards.

The performance characteristics are tested up to 250 MHz inclusive the NEXT and ELFEXT return loss.


DIGITUS[®] patch cables are designed and produced to fulfill the highest requirements of various application areas in full volume.

Patch Cable Matrix

Patch cables can be wide-ranging. Therefore we prepared a complete overview of our range, which guides you to the cable you require.

One E-Mail or one call will be enough and we will send you the latest version as a PDF file.

You can also download the Patch Cable Matrix directly from our webshop (found in the news section).



Performance- and Specification Overview

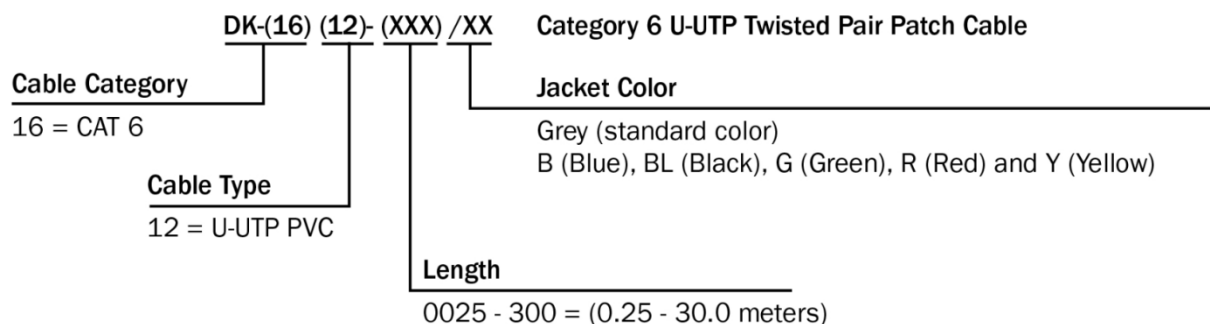
Conductor	AWG 26/7, 0.155 ± 0.01 mm
Color code	Orange x White, Green x White, Blue x White, Brown x White
Insulations	HD-PE (High Density Polyethylene)
Outer sheath	PVC
Overall diameter	5.0 mm ± 0.2 mm
RJ45 connector	3 μ minimum gold-plated in confined area (gold flash over remainder) over 60 μ nickel undercoat
Durability	750 insertion cycles
Contact resistance	230 Ω maximum
Resistance unbalance	2% maximum
Dielectric strength	2500 VDC for 3 seconds
Uninsulated resistance	150 MΩ/km minimum
Operating temperature	-20 °C up to +60 °C
Colors	Various colors available on request
Marking	Brand name, cable length and cable information

Transmission Properties

Freq.	Insertion Loss	NEXT	RL	ACR-N	ACR-F	PS NEXT	PS ACR-N	PS ACRF
MHz	dB	dB	dB	dB	dB	dB	dB	dB
1.00	4.00	65.00	19.00	61.00	63.30	62.00	58.00	60.30
4.00	4.20	63.00	19.00	58.90	51.20	60.50	56.40	48.20
8.00	5.90	58.20	19.00	52.30	45.20	55.60	49.70	42.20
10.00	6.60	56.60	19.00	50.00	43.30	54.00	47.40	40.30
16.00	8.30	53.20	18.00	44.90	39.20	50.60	42.30	36.20
20.00	9.30	51.60	17.50	42.30	37.20	49.00	39.70	34.20
25.00	10.50	50.00	17.00	39.60	35.30	47.30	36.90	32.30
31.25	11.70	48.40	16.50	36.70	33.40	45.70	34.00	30.40
62.50	16.90	43.40	14.00	26.50	27.30	40.60	23.70	24.30
100.00	21.70	39.90	12.00	18.20	23.30	37.10	15.40	20.30
200.00	31.70	34.80	9.00	3.10	17.20	31.90	0.10	14.20
250.00	35.90	33.10	8.00	-2.80	15.30	30.20	-5.80	12.30

The results of the chart above are typical for Category 6 Class E, patch cables 2 m, 5 m up to 10 m length

Product Number Information



Length Tolerances

Length (m)	Tolerance (mm)
0.15	+20/-6
0.25	+20/-6
0.5	+20/-10
0.75	+20/-13
1	+/-20
1.5	+/-30
2	+/-40
2.5	+/-50
3	+/-60
4	+/-90
5	+/-110
6	+/-120
7	+/-140
7.5	+/-150
8	+/-155
10	+/-200
12	+/-250
13	+/-270
15	+/-310
20	+/-400
25	+/-500
30	+/-630
40	+/-840
50	+/-1000
70	+/-1300
75	+/-1500
100	+/-1800

Technical Drawing

