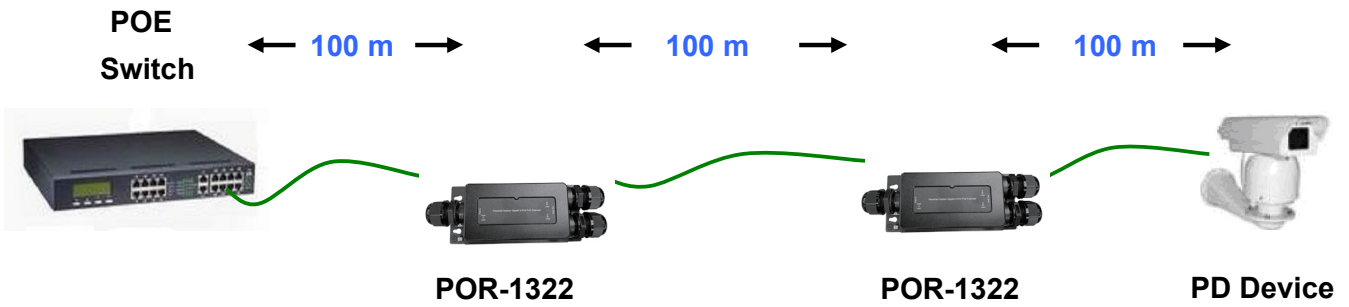
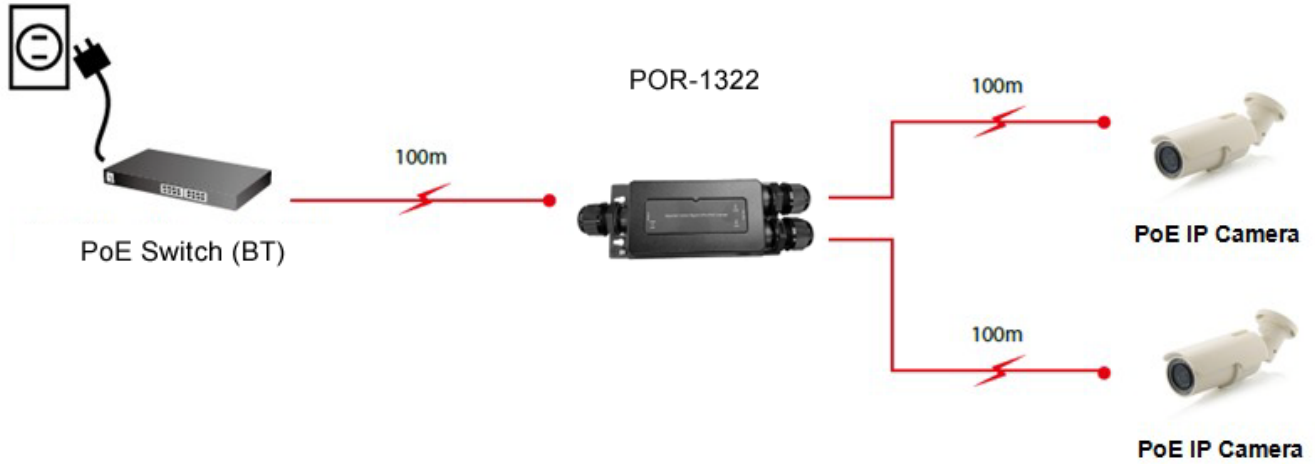




Quick Installation Guide

— Ethernet Cable (RJ-45)
— PoE



English - Installation diagram

Deutsch - Installationschema.

Français - Schéma d'installation.

Español - Diagrama de instalación.

Italiano - Diagramma di installazione

French - Schéma d'installation

User Manual

POR-1322

Outdoor Industrial IP67 gigabit PoE Extender

FCC MARKING

This Equipment has been tested and found to comply with the limits for a Class A digital device, pursuant to part 15 of the FCC Rules. These limits are designed to provide reasonable protection against harmful interference when the equipment is operated in a commercial environment. This equipment generates, uses, and can radiate radio frequency energy and, if not installed and used in accordance with the instruction manual, may cause harmful interference to radio communications.

Operation of this equipment in a residential area is likely to cause harmful interference in which case the user will be required to correct the interference at his own expense.

This device complies with Part 15 of the FCC Rules. Operation is subject to the following two conditions: (1) this device may not cause harmful interference, and (2) this device must accept any interference received; including interference that may cause undesired operation.

CE MARKING

This equipment complies with the requirements relating to electromagnetic compatibility, EN 55032/35 class A for ITE, the essential protection requirement of Council Directive 2014/30/EC on the approximation of the laws of the Member States relating to electromagnetic compatibility.


Company has an on-going policy of upgrading its products and it may be possible that information in this document is not up to date. Please check with your local distributors for the latest information. No part of this document can be copied or reproduced in any form without written consent from the company.

Introduction

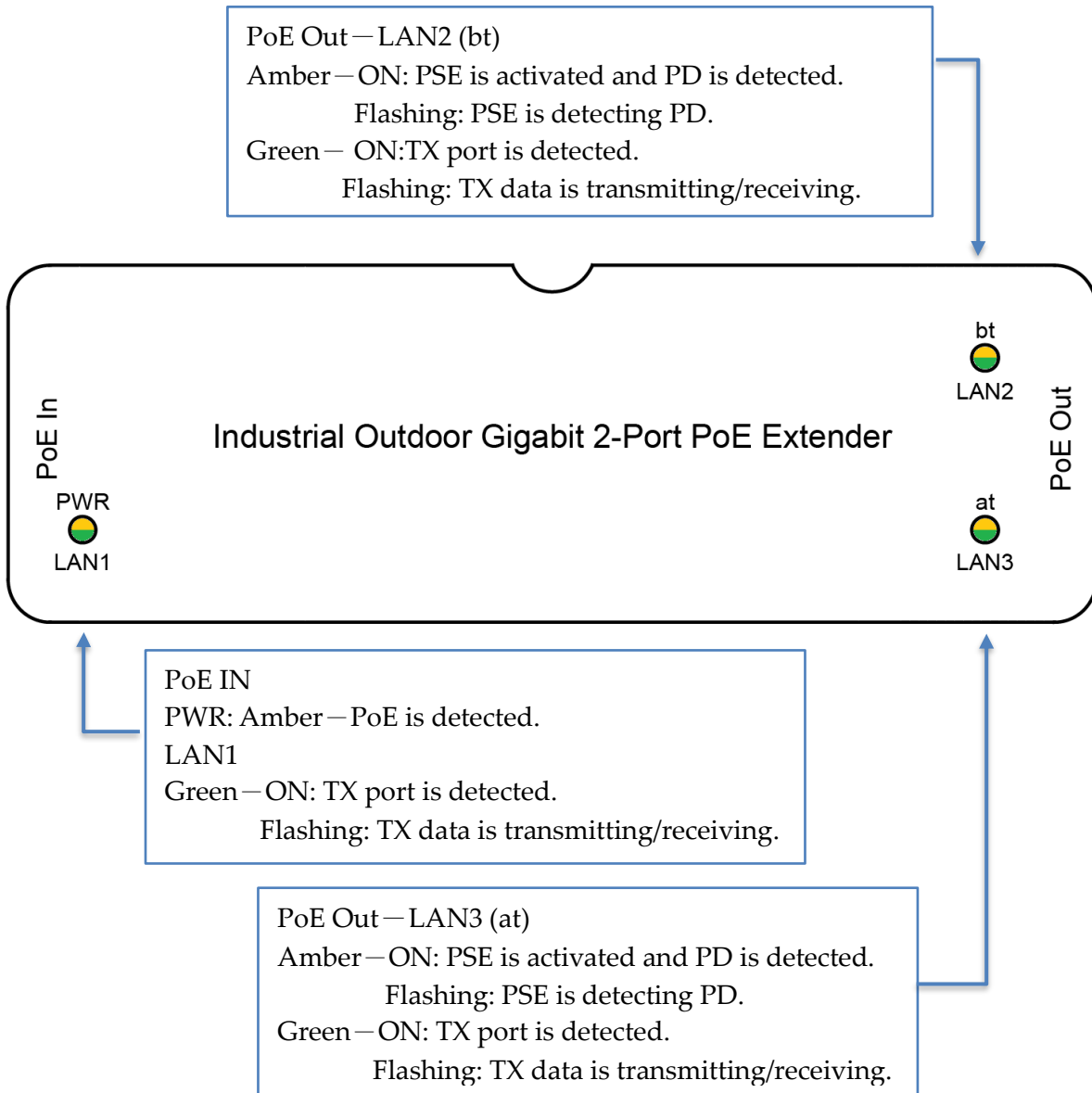
POR-1322 is an industrial IP67-rated extender. Is equipped with 1 port 802.3bt input to power up 1-port Giga 802.3bt PSE output and 1-port 802.3at output. It can be used as a standalone PD/PSE PoE injector or to extend PoE distance.

Installation package

This product can be installed by the wall mount kit, and the wrench is for your convenient to lock/unlock the M20 connectors.



LED indicator



Specification

IEEE Standard		IEEE 802.3 10Base-T Ethernet IEEE 802.3u 100Base-TX Fast Ethernet IEEE 802.3ab 1000Base-T Gigabit Ethernet IEEE 802.3x Flow Control and Back Pressure IEEE 802.3af PoE IEEE 802.3at PoE+ IEEE 802.3bt PoE++
Switch Architecture		Back-plane (Switching Fabric): 6Gbps
Data Processing		Store and forward
Flow Control		IEEE 802.3x Flow Control and Back Pressure
Jumbo Frame		9KB
MAC Address Table Size		2K
Packet Buffer Size		1Mbit
Network Connector		3 x RJ-45 10/100/1000M auto negotiation 1 x RJ-45 10/100/1000M with 802.3bt in 1 x RJ-45 10/100/1000M with 802.3bt out 1 x RJ-45 10/100/1000M with 802.3at out Auto MDI/MDI-X function, Full duplex
Network Cable		UTP/STP Cat.5e or above Cable
		EIA/TIA-568 (100m)
Protocol		CSMA/CD
LED	PoE In	PWR Amber – PoE is detected. LAN1 Green – ON: TX port is detected. Flashing: TX port data is transmitting/receiving
	PoE Out	LAN2(bt) Amber – ON: PSE is activated, and PD is detected. Flashing: PSE is detecting PD. Green – ON: TX port is detected. Flashing: TX port data is transmitting/receiving
		LAN3(at) Amber – ON: PSE is activated, and PD is detected. Flashing: PSE is detecting PD. Green – ON: TX port is detected. Flashing: TX port data is transmitting/receiving
Overload Current Protection		Present
PD Power Input		Maximum 90W
PoE Power		Maximum total PSE power output 60W

	RJ45 Pin	LAN1		LAN2		LAN3	
		Data	PoE IN	Data	PoE Out	Data	PoE Out
RJ45 Pin Assignment	Pin 1	BI_DA+	V-	BI_DA+	V-	BI_DA+	V-
	Pin 2	BI_DA-	V-	BI_DA-	V-	BI_DA-	V-
	Pin 3	BI_DB+	V+	BI_DB+	V+	BI_DB+	V+
	Pin 4	BI_DC+	V+	BI_DC+	V+	BI_DC+	
	Pin 5	BI_DC-	V+	BI_DC-	V+	BI_DC-	
	Pin 6	BI_DB-	V+	BI_DB-	V+	BI_DB-	V+
	Pin 7	BI_DD+	V-	BI_DD+	V-	BI_DD+	
	Pin 8	BI_DD-	V-	BI_DD-	V-	BI_DD-	
	Operating Temperature	-40°C to 75°C					
Operating Humidity	5% to 95% (non-condensing)						
Storage Temperature	-40°C to 85°C						
MTBF (Mean time between failure)	522,126 hrs (Telcordia (Bellcore), GB) at 50°C						
Housing	Rugged Aluminum, IP67 Protection						
Case Dimension (LxWxH)	166.5x73.45x44.3mm						
Installation	Wall Mount						
Certifications							
Safety	LVD (EN 62368-1)						
EMC	CE, FCC						
EMI	CISPR 32, FCC Part 15B Class A						
EMS	IEC 61000-4-2 ESD: Contact: 6KV; Air: 8KV IEC 61000-4-4 EFT: Power: 2KV; Signal: 2KV IEC 61000-4-5 Surge: Power: 4KV; Signal: 2KV						
Vibration	EN 60068-2-6						
Shock	EN 60068-2-27						
Free Fall	EN 60068-2-32						

Housing Dimension (mm)

