


19" Einschubfach 19" Cantilever Shelf



Technical Features

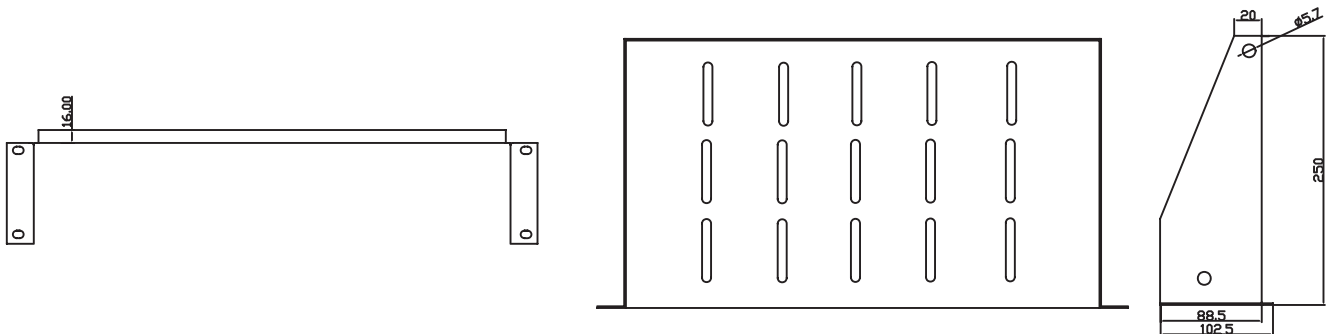
Material: 1.5mm Steel

Maximum Static Load: 25kg

Finish: Electrostatic Powder Paint

Part No.	Height U	Depth (D) mm	Width (W) mm	Inner (W) mm	Weight kg	Color	EAN Code
SF1C25B	1U	150	483	437	0.84	RAL9005 Black	4052792026504
SF1C25G	1U	150	483	437	0.84	RAL703 Light Grey	4052792026511
SF2C35B	2U	250	483	437	1.58	RAL9005 Black	4052792026528
SF2C35G	2U	250	483	437	1.58	RAL703 Light Grey	4052792026535
SF2C45B	2U	400	483	437	2.43	RAL9005 Black	4052792026542
SF2C45G	2U	400	483	437	2.43	RAL703 Light Grey	4052792026559

Technical Drawings



www.logilink.de

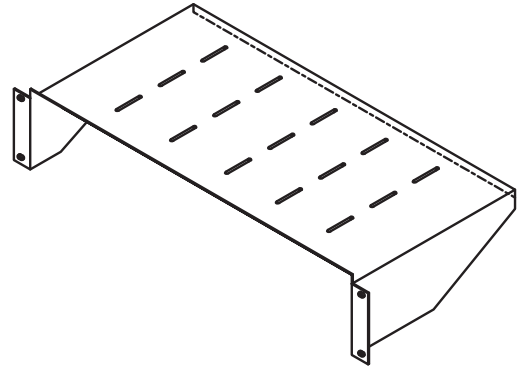



RoHS
compliant



Made in China

* The specifications and pictures are subject to change without notice.
*All trade names referenced are the registered trademark of their respective owners.



Package Contents

1 x 19" Cantilever Shelf

Packaging Informations

Packing Dimension	530 x 80 x 170mm (SF1C25G, SF1C25B) 530 x 130 x 270mm (SF2C35G, SF2C35B) 530 x 130 x 430mm (SF2C45G, SF2C45B)
Packing Weight	0.9kg (SF1C25G, SF1C25B) 1.3kg (SF2C35G, SF2C35B) 2.9kg (SF2C45G, SF2C45B)
Carton Dimension	460 x 545 x 190mm (SF1C25G, SF1C25B) 680 x 545 x 295mm (SF2C35G) 690 x 550 x 305mm (SF2C35B) 680 x 545 x 445mm (SF2C45G, SF2C45B)
Carton Q'ty	5pcs
Carton Weight	4.65kg (SF1C25G, SF1C25B) 6.56kg (SF2C35G, SF2C35B) 14.67kg (SF2C45G, SF2C45B)